



ARSENAL HOME LEARNING

NICOLAS PÉPÉ HOW TO TAKE A FREE KICK

THE VIDEO: In October 2019 Nicolas Pépé came on as a substitute to score **two fantastic free kicks** in the Europa League. Watch them by **clicking the video image**. (Free kicks from 4:06) 

Nicolas came on against Vitoria with **15 minutes** of the game left! He still managed to score two goals and create a big chance with his free kicks.



THE CHALLENGE: Once you have watched the highlight you should **write instructions** on how to take a free kick. Think about the attacking free kicks from which Nicolas scored. What did he do? How could you explain how to take a great free kick?

Look at the **example below** for ideas and follow the **Pro Tips** to help you. Write on plain paper or our **Writing Template**.

HOW TO TAKE A FREE KICK

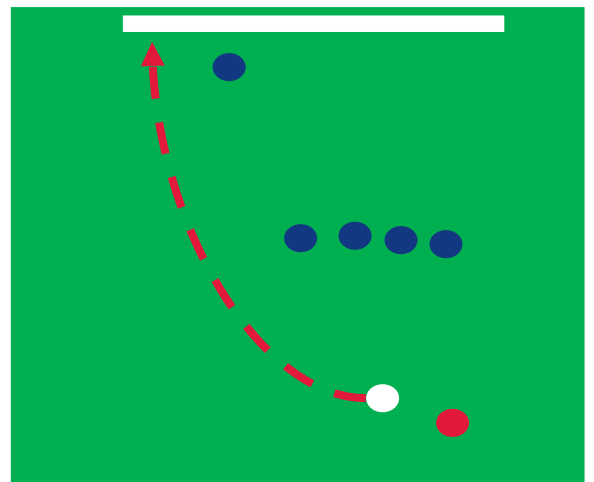
WHAT YOU NEED:

A ball, a goal, a referee, 2 teams, a pitch,

INSTRUCTIONS:

1. **Place** the ball **carefully** where the foul was committed.
2. **Step** back from the ball - see diagram.
3. **Wait** for the referee's whistle, **patiently**.
4. **Then**.....

DIAGRAM:



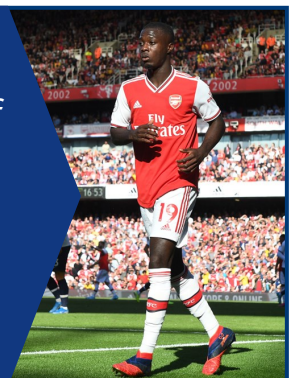
PRO TIPS

EQUIPMENT – Write a list of the equipment needed.

IMPERATIVE VERBS – Use imperative (bossy) verbs at the start of each step. E.g. Step, Place, Hold, Wait, Strike, Take, etc.

STEPS – Use steps in chronological order. Make them simple and clear. Include adverbs e.g. carefully, patiently, etc.

DIAGRAM – Draw a simple diagram and refer to it in the steps.



USE **#AFCHOMELEARNING** TO SHARE YOUR FINISHED INSTRUCTIONS ON TWITTER